

## Use of Library Resources, Services, Facilities by the Faculty of Engineering Colleges in Dakshina Kannada District

Sujatha B.\*, T.Y. Mallaiah\*\*

### Abstract

Questionnaire method was employed to gather data from faculty of engineering colleges in dakshina Kannada district. The 500 questionnaire were distributed to the faculties. In turn 350 questionnaire from were received back. The study finds that text books, reference books and journals are the main source of information to prepare teaching materials. The faculty would also like to get information through internet. According to the faculty's opinion, the users need library orientation programs and users guides about the use of library to get access to their information easily.

**Keywords:** Use; Library; Resource; Facilities; Faculty; Engineering; Colleges.

### Introduction

Education is essential for the development of the mankind. Education is nothing but providing systematic instructions of human needs and also making the mankind capable of contributing something on his part to the world in which he is living for the future. Education on any course can be considered as a pre-requisite for the general development programme. Education is a continuous process and forms a basis for the development of society. Hence in every country higher priority is given for the education both in their national and international programme. Engineering education is a skilful, artful and constructive education. Engineering education gives birth to application minded mankind who are essential for the socio-economic development for any country.

### Engineering Education

Engineering education is a skilful, artful and constructive education. Engineering education gives birth to application minded mankind who are essential for the socio-economic development for any country.

Engineering education, unlike other types of professional education, has not had a long history. Though the people in ancients and medieval civilization had built large Brick and Stone houses, Castles, Sites and huge temples, had constructed long highways and aqueducts and dug canals, which show considerable knowledge of what are now called civil and hydraulic engineering and of properties of building materials, this knowledge must have been derived empirically. Beginnings of mechanical engineering are to be found in the manufacture and use of tools, means of transport, simple machinery like lathes, and weapons of offence and defense. Rudiments of chemical engineering are to be seen in the old metallurgical practices. But there were no organized schools for teaching apprentices the use of machinery or knowledge of processes; knowledge passed from generation to generation of craftsmen and artificers, by word of mouth, and was thus confined to castes and guilds.

**Author's Affiliation:** \*Librarian, Srinivas Institute of Technology, Valachil, Farangipete Post, Mangalore - 574 143 (DK), \*\*Deputy Librarian, Mangalore University, Mangalagangothri - 574 199 (DK), Karnataka, India.

**Reprint's Request:** Sujatha B., Librarian, Srinivas Institute of Technology, Valachil, Farangipete Post, Mangalore - 574 143 (DK), Karnataka, India.

E-mail: sujathamoksha@gmail.com

### *Engineering Colleges in Dakshina Kannada*

In Dakshina Kannada there are 17 Engineering and Technical institutions, they are:

1. National Institute of Technology in Karnataka (NITK) Mangalore.
2. Kurungi Venkataramana Gowda College of Engineering (KVGCE) Sullia.
3. P.A College of Engineering, Nadupadavu (PACE), Mangalore.
4. Canara Engineering College (CEC), Benjanpadavu, Mangalore.
5. Vivekananda College of Engineering and Technology (VCET), Puttur.
6. St. Joseph Engineering College, Vamanjoor, Mangalore.
7. Alva's College of Engineering, Moodabidri, Mangalore.
8. Sahyadri Engineering College, Adyar, Mangalore.
9. Mangalore Institute of Technology and Engineering (MITE), Modabidri,
10. Srinivas Institute of Technology, Vallachil, Mangalore.
11. Shree Devi Institute of Technology, Kenjar, Mangalore.
12. Karavali Engineering College, Neermarga, Mangalore.
13. Dr. M V Shetty Institute of Technology, Moodabidri, Mangalore.
14. Shri Dharmasthla Manjunatheshwara Institute of Technology, Ujire.
15. Beary's Institute of Technology, Pavooru.
16. Srinivas School of Engineering, Mukka.
17. Prasanna Institute of Technology, Ujire.

### *Need for the Study*

We are living in an information age, where information gets generated day by day. The generated information gets published in various ways. It is necessary for libraries to acquire all these recorded information under existing circumstances, even though it is very

difficult to acquire them all. Thus there is a need to analyze, evaluate and modify the library system to keep pace with the changing circumstances.

The present study focuses on the Use of Library Resources, facilities and services by the faculty of engineering colleges in Dakshina Kannada District. In which an attempts has been made to know the information requirements of the faculty and how these are met with satisfactorily. The main focus of this study is to describe the needs and requirements in general and analyze the faculty information search activities, their use behavior and use pattern and also find out the extent to which the existing library has organized and disseminated information to satisfy the needs of the faculty.

### **Objectives of the Study**

The broad objectives of the study are:

1. To know the frequency of visit to the library by the faculty member.
2. To know the faculty awareness about the different services and facilities provided by the library.
3. To know the preference of the faculty towards print and electronic information resources.
4. To find out the satisfaction of faculty regarding the existing services.
5. To know the view of faculty about the comfortability of the library furniture, equipment etc. and adequacy of lighting, ventilation etc., in the library.
6. To provide suggestions to overcome the problems of the users and improving the situation based on the study.

### **Methodology of the Study**

To make the library and information service effective an adequate knowledge about the faculty needs is necessary. The faculties are

the best judges; through them the quality of the Library or Information centers can be determined.

The questionnaires were personally distributed to the faculty of engineering colleges. There are more than 1500 faculty members working in the Engineering colleges in D.K District. Random sampling method was used in collect the information and 500 questionnaires were distributed to the faculties. In turn 350 questionnaires from faculty were received back. The distribution of questionnaire faculties and their responses have been presented in the following tables.

The present study intends to cover a full range of facts relating to the library and information services facilities and resources used by the faculty members of the engineering Colleges in Dakshina Kannada District. An attempt is also made to know how these facilities, services and resources are useful in their study, research and teaching activities.

During the course of the study, an attempt was made to collect the required data and information from all available sources. This study is restricted to only the faculty of engineering colleges. However since this is a time bound project its scope covers only the opinion from the faculty of Engineering

colleges in Dakshina kannada District.

### Results and Discussions

#### Frequency of Visit to the Library

The ultimate test of quality of library collection is the extent and mode of its use. Past use is good indicator of present use, and present use may well be a good predictor of future use. All these factors are well depend on the faculties frequent visit to library

From the above figure, it is very clear that most of the responds i.e., 42.86% of faculty visit the library once in a week. About 28.58% of faculties visit the library daily. About 14.28 % visit the library twice in a week and 14.28% visit the library occasionally.

#### Extent to Which the Library Fulfils Faculty Requirements

The main aim of the library is to disseminate information, and also satisfy the user's needs. It should provide right information to the right reader at right time. The following table shows the respondents opinion regarding the extent to which the library satisfies their requirements.

| Kind of response    | No. of responses | Percentage |
|---------------------|------------------|------------|
| Below 25%           | ---              | ---        |
| Between 25% and 50% | 150              | 42.86%     |
| Between 50% and 75% | 200              | 57.14%     |
| Above 75%           | ---              | ---        |

Figure 1: Frequency of Visit to the Library

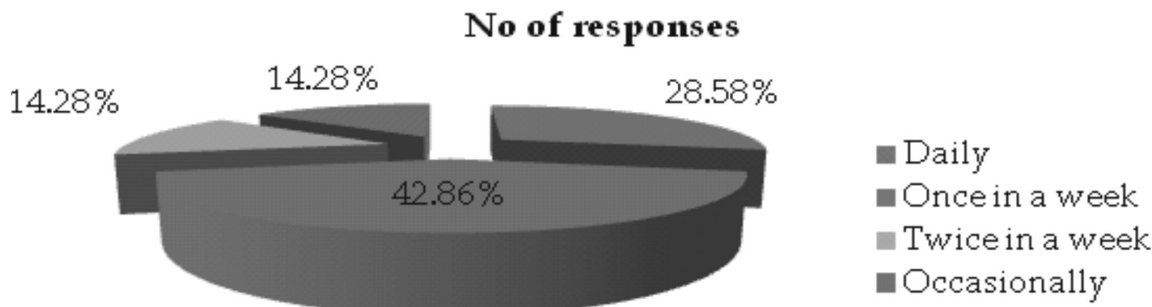
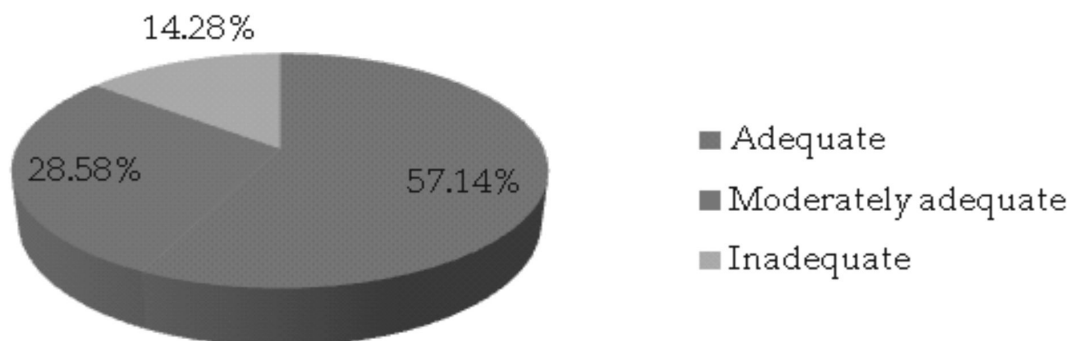


Table 1: Extent to Which the Library Fulfils Faculty Requirements

**Table 2: Faculty Preference to the Type of Documents**

| Si. No | Types of documents  | Order of preference and percentage |                |                 |                |                 |               |                |
|--------|---|------------------------------------|----------------|-----------------|----------------|-----------------|---------------|----------------|
|        |   | 1                                  | 2              | 3               | 4              | 5               | 6             | 7              |
| a      | Text Books  | 200<br>(57.14%)                    | 50<br>(14.28%) | 25<br>(7.14%)   | 20<br>(5.72%)  | 25<br>(7.14%)   | 25<br>(7.14%) | 5<br>(1.44%)   |
| b      | Reference Books   | 160<br>(45.72%)                    | 90<br>(25.71%) | 25<br>(7.14%)   | 30<br>(8.57%)  | 25<br>(7.14%)   | 20<br>(5.72%) | -              |
| c      | Journals / Reports  | 80<br>(22.86%)                     | 50<br>(14.28%) | 100<br>(28.57%) | 50<br>(14.28%) | 45<br>(12.86%)  | 15<br>(4.29%) | 10<br>(2.86%)  |
| d      | Thesis and Dissertations  | 75<br>(21.43%)                     | 50<br>(14.28%) | 50<br>(14.28%)  | 75<br>(21.43%) | 30<br>(8.58%)   | 25<br>(7.14%) | 45<br>(12.86%) |
| e      | News paper and popular Magazines                                    | 150<br>(42.86%)                    | 75<br>(21.43%) | 50<br>(14.28%)  | 25<br>(7.14%)  | 10<br>(2.86%)   | 15<br>(4.29%) | 25<br>(7.14%)  |
| f      | Non book materials viz... Maps, Charts, Audio-Visual materials etc. | 55<br>(15.71%)                     | 45<br>(12.86%) | 35<br>(10%)     | 75<br>(21.43%) | 100<br>(28.58%) | -             | 40<br>(11.42%) |
| g      | CD's  | 100<br>(28.58%)                    | 75<br>(21.43%) | 50<br>(14.28%)  | 25<br>(7.14%)  | 35<br>(10%)     | 15<br>(4.29%) | 50<br>(14.28%) |

**Figure 2: Adequacy of Borrowing Service****Adequacy of borrowing service**

It is evident from the above table that library fulfils faculty requirement in a most significant way. About 57.14% of faculty feels that the library fulfils their requirements at range of 50% and 75%. About 42.86% of respondents have opinion that the library fulfils their requirements between 25% and 50%.

*Faculty Preference to the Type of Documents*

Today the information is being published in a variety of forms such as Books, Periodicals, Reports, Thesis, and Newspapers etc. For Engineering College libraries all types of documents are important. The clientele use these varied kinds of resources. But the

preference to the type of documents will vary from one individual to other. The table below indicates the preference of users towards various kinds of documents.

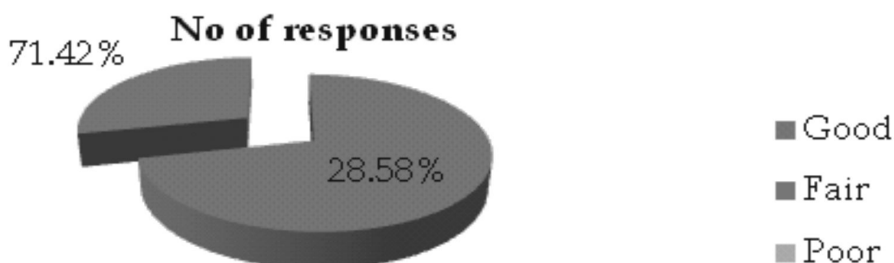
An analysis of the response furnished by the respondents in respect of their preference to various kinds of information sources indicated that the first preference goes to the text books where in 57.14%, respondents regarded them as their first preference.

*Adequacy of Borrowing Service*

All the users of the library do not get the time to read books in the library premises. They

**Table 3: Adequacy of Library Resources**

**Figure 3: Faculty Opinion about the Total Collection of Library**



may not like to spend time sitting inside the library. The students will be busy in their class in the daytime, therefore, it becomes necessary to lend books from the library and read it at home. On the part of library services there is a provision for lending books to members for reading at home. Hence the study was conducted to know about the adequacy of borrowing / loan service.

*Adequacy of Library Resources*

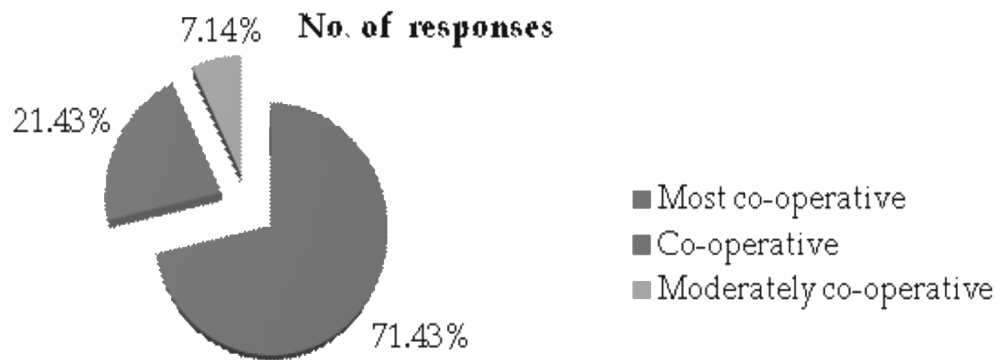
| Library services      | No of responses | Percentage   |              |
|-----------------------|-----------------|--------------|--------------|
| Book borrowing        | 376 (50.00%)    | 160 (45.71%) | 15 (4.29%)   |
| Reference books       | 250 (67.14%)    | 100 (28.58%) | 25 (7.14%)   |
| Reference Reports     | 260 (71.42%)    | 100 (28.58%) | 50 (14.28%)  |
| Photo & Dissertations | 125 (35.72%)    | 200 (57.14%) | 100 (28.58%) |
| News addition         | 300 (85.72%)    | 50 (14.28%)  | 50 (14.28%)  |
| News paper clippings  | 50 (14.28%)     | 300 (85.72%) |              |
| Audio-Visual Services | 25 (7.14%)      | 325 (92.86%) |              |

The above figure shows that the borrowing loan service is adequate for 57.14% of the faculties. Moderately adequate for 28.58% of the faculties. Inadequate for 14.3% of the

faculties. The resources of the library are the most important characteristics of the library as they meet the mental and intellectual needs of its client. Therefore, it is necessary to know the adequacy of resources. It is evident from the above table that text books are adequate for 50% of faculty, moderately adequate for 45.71% of faculty and inadequate for 4.29% of faculty. Reference books are adequate for 57.14% of faculty, moderately adequate for 35.72% and inadequate for 7.14% of faculty. Journals/

**Table 4: Opinion about the Library Services**



**Figure 4: User Opinion about the Library Staff Co-Operation**

Reports are adequate for 14.28%, moderately adequate for 71.44% and inadequate for 14.28% of faculties. Thesis and Dissertations are adequate for 7.14% and moderately adequate for 64.28% and inadequate for 28.58% of faculties. Non-Book materials are adequate for 7.14% and moderately adequate for 57.14% and inadequate for 14.28% of the faculties.

#### *Faculty Opinion about the Total Collection of Library*

A strong reference collection is an asset in any library. Reference books save the time of the reader and the information can be easily accessible. A question was asked to know the users opinion about the reference books collection.

The above figure shows that majority of the respondents are of the opinion that total

collection of the library is 'Fair' that is 28.58% of the faculties. And the opinion of the 71.42% of the faculties is that the library collection is 'Good'.

#### *Opinion about the Library Services*

The prime objectives of organization and administrations of the college library is to exploit the resources of the library to use at maximum use to this end. The libraries invite the readers to guide them and provide them with adequate literature.

Special library provides planned service to make its stock accessible and conveniently usable, fulfilling the readers need. Hence, it is essential to evaluate such service from the view point of the users.

The above table shows that majority of the users are satisfied with the book lending service

**Table 5: Opinion about the Library Facilities****Table 6: Users Opinion about Comfortability of Library Furniture**

| Library services | No of responses and percentage |                 |
|------------------|--------------------------------|-----------------|
|                  | Comfortable                    | Not comfortable |
| Reading Tables   | 350 (100%)                     | ---             |
| Chairs           | 350 (100%)                     | ---             |

**Table 7: Usefulness of Library Orientation Programme**

| Kind of response | No of responses | Percentage |
|------------------|-----------------|------------|
| Yes              | 175             | 50%        |
| No               | 175             | 50%        |

as it is shown by the high percentage response i.e. 100%,. Majority of the users are also satisfied with the reference services, inter library loan, newspaper clipping services provided by the library which can be seen from the high percentage responses.

Majority of the users i.e. 92.86% of the faculties are not satisfied with the Audio-visual services.

*Opinion about the Library Staff*

In the modern days, the library staff participates in the information cycle as a dynamic and catalytic agent as a consultant on ideas and stimulates intellectual curiosity and has become an unavoidable, useful specialist in information needs and supply between information and consumers of information. The users come to library not only for books but also for help and guidance in their study and research. Library staff should try to help them with the proper materials and to guide how to find the needed materials.

The figure indicates that about 71.43% of the faculties are of the opinion that the library staffs are most cooperative and 21.43% of the faculties have expressed that the library staffs are cooperative. About 7.14% of the faculties are of the opinion that library staffs are moderately cooperative.

*Faculty Opinion about Library Facilities*

A good environment in the library with encouraging facilities provides a comfortable atmosphere for reading and using the library resource effectively. The library has to maintain in its Space for reading, Lighting, Cleanliness, Furniture, Ventilation and Drinking water

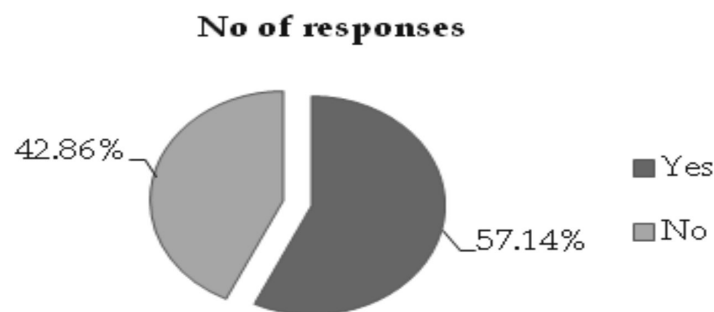
It is evident from the table that the majority of the respondents are satisfied with all the facilities in the library. Thus the response analysis shows that the facilities in the library are satisfactory.

*Faculty Opinion about Comfortability of Library Furniture*

Furniture and fittings in the library also play a vital role in the maximum use of the library. The furniture used should be adequate in number and comfortable for study purpose. The following table shows the convenience of the library furniture.

It is evident from the table that majority of the users are comfortable with the furniture in the library for their study purpose, that is 100% of faculties with regards to reading Tables and 100% of faculties with regard to chairs.

**Figure 5: Preference on Print and Electronic Resources**



### *Library Orientation Programme*

Library Orientation programme aim at acquainting the fresh users with some of the basics concerning the use of library.

The table shows that the orientation programme is useful for faculties in finding desired material. The equal opinion about the usefulness of library orientation program.

### *Preference of Information Resources*

The responses are draw on the preference on print and electronic resources for research or teaching. The Table 26 shows the overall preference of print and electronic resources.

The result demonstrated that overall the respondent prefers to use 57.14% of the print resources as compared to 42.86% of the electronic resources.

### **Conclusion**

There is no doubt that, the collection of information resources in Engineering College libraries is growing day by day. The current average collection needs to be enriched further and there should be increased acquisition of Text books, Journals and Reference books. It has to build up a good collection of Non-book materials particularly CDs. It must be noted that the present procedure of acquiring books could be improved by taking suggestions from all faculty members.

The study investigated the Use of Library Resources, facilities and services by the faculty of engineering colleges in Dakshina Kannada District. The successful operation of any library depends to a large extent on the choice of library collections. The choice of the collection should meet the need and requirements of the preferences given by the faculty for seeking information are textbooks, reference books and periodicals. It is also observed that the majority of faculty sought information for read books on subject study and keeping up-to-date

knowledge. Majority of the faculty opinion that the services, resources and facilities of engineering college libraries are very good but still there is scope for further improvement. The usage of engineering college libraries, its services, resources need to be increased. The library should give orientation programs and user guides at least to the fresh users so that the proper usage of library services and resources can be maximized.

### **References**

1. Deshapande K.S. *University Library System in India*. New Delhi: Sterling Publication; 1985.
2. Baburajan A. Engineering college libraries in Kerala: Critical Study. *Library Herald*. 1988; 27(1-2): 29.
3. Sharma H, Prem PP. Information seeking patterns of DRDE Scientists. *ILA Bulletin*. 2004; 40(3): 19-22.
4. Sharma Sathish C. Status of Engineering College Libraries in Haryana: A Survey. *ILA Bulletin*. 2001; 37(3): 101.
5. Rani Poonam, Jeevan VKJ. Information Seeking Behaviors of Teachers and students in selected schools. *Library Herald*. 2009; 47(1): 23-45.
6. Fidzani BT. Information Needs and Information Seeking Behaviour of Graduate Students at the University of Botswana. *Library Review*. 1998; 47(7-8): 29-40.
7. Kuruppu DC. Information needs and Information Seeking Behaviour of users in Organizations. *Journal of Library and Information Science*. 1999; 5(1): 53-66.
8. Baru P, Tripathi T. An Analysis of Information Seeking Behaviour of Research Scholars vis-à-vis existing information sources and services of Burdwan University library: A Case Study. *IASLIC*. 1998; 39(2-3): 93-98.
9. Fatima Nishat, Ahmad Naved. Information Seeking Behaviors of the Students at Ajmal Khan Tibbiya College, Aligarh Muslim University: a survey. *Annals of Library and Information Studies*. 2008; 55(2): 141-144.